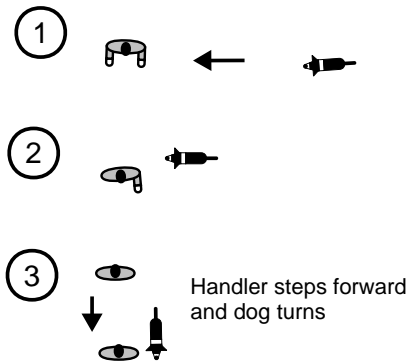


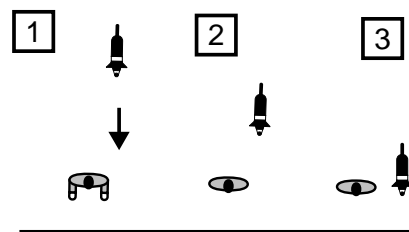
CALL TO SIDE POSITIONS AND EXERCISES

Dog should not cross plane of handler's body.



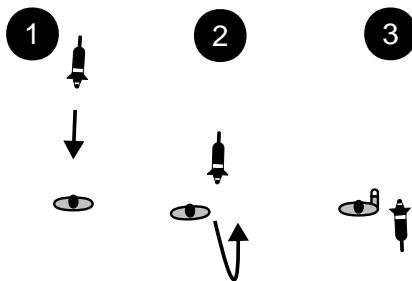
Recall from lateral position (Dog is at right angle to handler.)

1. Handler stands with inside leg (closest to dog) dropped back (left leg in illustration). (Hands should be at side of handler; hands in illustration are only to indicate direction handler is facing.)
2. Dog should aim for back leg and stop perpendicular to handler. Reward dog.
3. Handler takes a step forward and both are now facing in same direction. Reward.



Straight Line (dog stops parallel to handler):

1. Handler's weight is on inside back leg which is dropped back. Dog (behind handler) is called and runs to handler.
2. Dog needs to collect at point of reaching back leg. Reward.
3. Step forward with dog and reward again.



Facing Dog:

1. Dog is facing handler from a distance of about 10-15 feet.
2. Call dog. Lure dog back and around to handler's side.
3. Dog is now facing in the same direction as handler.

Add speed after understanding.



Try sending through tunnel and call dog to leg.

Add a jump:

Place dog as close to jump as bar height. Handler stands on landing side just as close, facing dog. Dog jumps rounded toward handler's outside leg as handler turns 90 degrees. (For example, dog jumps toward left leg as handler turns toward the right.) Then start moving dog further from jump. He has to make a choice where to take off. Then vary handler position further and further from jump. Dog should come in straight and not go past handler. Must collect and stop when he gets to handler.

